

SHEDS *and* GARAGES

Make a Solid Investment • Eliminate Monthly Storage Fees



24x24 2-Car 2-Story Garage

Tan Vinyl Siding • White Trim • Black Shutters • Copper Metal Roof

*Optional: Carriage Style Doors
2 Ramps*



12x32 1-Car Dutch Garage

Chestnut Smart Siding • Tan Trim • Shakewood Shingles

Optional: Classic Vents • Crossbuck Door Trim



10x16 Cape Cod

Beige Smart Siding • Clay Trim • Green Doors & Shutters
Shakewood Shingles

*Optional: Transom Dormer • Classic Vents • Extra Transom Door
All Doors Painted Green • Z Style Shutters*



AFFORDABLE *Storage Solutions*



Rocky Mountain
• STRUCTURES LLC •



A bird's-eye view of our manufacturing plant located at the base of the Mahantango Mountain in Lykens, PA.

CONTENTS

Mini Barns	Page 3
A-Frames	4
Dutch Barns	5
Quakers	6
Manors	7
Cape Cods	8
Hip Roofs	9
Animal Shelters & Playhouses	10
1-Car Garages	11
Modular Garages	12
2-Car Garages	13
2-Story A-Frame Garages	14
2-Story Gambrel Garages	15
Construction Standards	16-17
Options	18
Color Choices & Rent-to-Own	19
Site Preparation	20

We broke ground in the summer of 2004. Starting from scratch as pioneers, we cleared trees and encountered extreme rocky terrain. Massive boulders were uncovered, and then used for landscaping and rock retaining walls. Hence the name ROCKY MOUNTAIN STRUCTURES was born.

We have been blessed with exceptional employees, and they helped build a raving customer base. We have experienced steady growth, and expanded our facility three times in a down economy. All the glory to our Creator and Provider. With God, nothing is impossible.

Never underestimate the power of high quality workmanship and 100% customer satisfaction.

Rocky Mountain Structures manufactures and delivers 400-500 buildings per year in Pennsylvania and the surrounding states. A combined total of 150+ SHEDS & GARAGES on display 24/7 at six locations!

OUR MISSION

Our foremost goal is to produce excellent products and services that will meet or exceed our customers' expectations. Our team strives to bring glory to God through superior service that shows honesty and integrity to all we serve. We are committed to a long-term relationship with our customers.



Organize Your Stuff

10-YEAR
Top to Bottom
WARRANTY

The Best in the Industry!



20 Mile FREE DELIVERY!
(from any of our sales lots)

MINI BARNs

*Need more headroom?
See our Dutch Barns on page 5
for loft storage options.*

The most economical shed available!



8x10 Mini Barn
Chestnut Smart Siding • Beige Trim
Shakewood Shingles
Optional:
Economy Package • 2 Vents



10x12 Mini Barn
Blue Vinyl Siding • White Trim
Grey Shingles
Optional:
Ramp • Ridge Vent

Size	50 Yr. LP Smart Siding	Rent to Own 48 MOS	Lifetime Vinyl Siding	Rent to Own 48 MOS
8x8	\$2394	\$100	\$3105	\$130
8x10	2622	110	3406	142
8x12	3061	128	3692	154
8x16	3309	138	4293	179
↑ 4' wide x 6' high double doors ↑				
10x10	2913	122	3818	160
10x12	3249	136	4214	176
10x14	3584	150	4658	195
10x16	3812	159	4942	206
10x20	4484	187	5529	231
↑ 5' wide x 6' high double doors ↑				
12x16	4071	170	5228	218
12x20	4834	202	6035	252
12x24	5490	229	6860	286
↑ 6' wide x 6' high double doors ↑				
Plus 6% Sales Tax				
Includes (1) 18x27" Window • 42" Interior Wall Height				
ECONOMY PACKAGE OPTION				
8% OFF				
<i>Excludes window, tar paper and diamond threshold.</i>				
<i>2x4 studs and rafters 24" spacing versus 16".</i>				
<i>8' and 10' wide sheds are 2x3 studs and rafters.</i>				

WE MANUFACTURE AND DELIVER ALL TYPES OF BUILDINGS...

...from very basic storage sheds to elaborate, multi-use portable structures with finished interiors, turn-key ready, pre-built and delivered to your location.



13x28 Campground Bathhouse



10x16 Play School House



12x24 Sales Office

Delight yourselves in the Lord, and he will give you the desires of your heart. – Psalms 37:4

A-FRAMES

**A common style shed that can easily be outfitted with an electrical package, shelving, or even a porch.
Standard with a 5/12 roof pitch**



10x14 A-Frame

Avocado Smart Siding • Beige Trim
Black Shutters • Charcoal Shingles

Optional: 16" Front Overhang • Gable Vents



10x12 A-Frame

Clay Vinyl Siding • Brown Trim • Hickory Shingles

Optional: Gable Vents

Size	50 Yr. LP Smart Siding	Rent to Own 48 MOS	Lifetime Vinyl Siding	Rent to Own 48 MOS
8x8	\$2730	\$114	\$3549	\$148
8x10	2959	124	3850	161
8x12	3187	133	4214	176
8x16	3645	152	4737	198
↑ 4' wide x 6' high double doors ↑				
10x10	3355	140	4356	182
10x12	3584	150	4658	195
10x14	3919	164	5069	212
10x16	4255	178	5529	231
10x20	4697	196	6099	255
↑ 5' wide x 6' high double doors ↑				
12x16	5170	216	6004	251
12x20	6009	250	7001	292
12x24	6694	279	8000	334
12x28	7380	308	8871	370
12x30	7777	325	9394	392
12x32	8234	344	9900	413
12x36	8981	375	10724	447
12x40	9835	410	11658	486
14x20	6800	284	8158	340
14x24	7457	311	9456	394
14x28	8677	361	10248	427
14x32	9500	396	11183	466
14x36	10368	432	12276	512
14x40	11374	474	13290	N/A
↑ 6' wide x 6' high double doors ↑				
<p>Plus 6% Sales Tax Includes (2) 18"x36" windows with screens & vinyl shutters 8' & 10' wide sheds 6'5" interior wall height 12' & 14' wide sheds 7'5" interior wall height 14' wide sheds are 6" less at the base</p>				



12x28 A-Frame

Chestnut Smart Siding • Clay Trim
Weatherwood Shingles

Optional: Gable Vents



12x16 A-Frame

Clay Vinyl Siding • Blue Trim • Copper Metal Roof
*Optional: Classic Vents • Ramp • Copper Metal Roof
24" Copper Top Cupola with Glass*

DUTCH BARN

OUR BEST SELLER! With maximum headroom, you can take advantage of the open space by adding a loft, workbench and shelving.



10x14 Dutch Barn

Clay Vinyl Siding • Black Trim • Weatherwood Shingles
Optional: Classic Vents



10x16 Dutch Barn

Red Smart Siding • White Trim • Grey Shingles
Optional: Classic Vents • Ramp



12x24 Dutch Barn

Tan Vinyl Siding • Brown Trim • Hickory Shingles
Optional: 2nd Set of Double Doors
• Painted Brown Doors • Gable Vents



We can install lofts & shelving to maximize your storage potential!



12x20 Dutch Barn

Cedar Stain • Brown Trim • Hickory Shingles
Optional: Loft Window • House Door
6x12 Porch with Railing • Urethane Stain

Size	50 Yr. LP Smart Siding	Rent to Own 48 MOS	Lifetime Vinyl Siding	Rent to Own 48 MOS
8x10	\$3187	\$133	\$4150	\$173
8x12	3538	148	4594	192
8x16	4103	171	5322	222
↑ 4' wide x 6' high double doors ↑				
10x10	3584	150	4658	195
10x12	3919	164	4880	204
10x14	4255	178	5307	222
10x16	4697	196	5639	235
10x20	5367	224	6653	278
↑ 5' wide x 6' high double doors ↑				
12x16	5170	216	6009	251
12x20	6009	251	7001	292
12x24	6694	279	8000	334
12x28	7380	308	8871	370
12x30	7899	330	9394	392
12x32	8234	344	9900	413
12x36	8981	375	10724	447
12x40	9835	410	11658	480
14x20	6800	284	8158	340
14x24	7457	311	9456	394
14x28	8661	361	10248	427
14x32	9500	396	11183	466
14x36	10368	432	12276	512
14x40	11374	474	13290	N/A
↑ 6' wide x 6' high double doors ↑				
Plus 6% Sales Tax Includes (2) 18"x36" windows with screens & vinyl shutters 6'5" interior wall height 14' wide sheds are 6" less at the base				

We could not be happier with our shed. The craftsmanship & the materials that were utilized are of excellent quality!

~ Barry, Oley, PA

QUAKERS

Old world salt box style building with an offset roof and 16" front overhang.



10x12 Quaker

Brown Smart Siding • Beige Trim • Light Stone Metal Roof
Optional: Beige Doors • Classic Vents • Metal Roof



8x10 Quaker

White Vinyl Siding • Brown Trim • Hickory Shingles
Optional: Classic Vents • Ramp



10x16 Quaker

Cedar Stain • Green Trim • White Shutters • Green Shingles
Optional: Classic Vents • Green Doors • Urethane Stain

Size	50 Yr. LP Smart Siding	Rent to Own 48 MOS	Lifetime Vinyl Siding	Rent to Own 48 MOS
8x10	\$3177	\$133	\$4150	\$173
8x12	3538	148	4594	192
8x16	4103	171	5322	222
↑ 4' wide x 6' high double doors ↑				
10x10	3584	150	4658	195
10x12	3919	164	4880	204
10x14	4255	178	5307	222
10x16	4697	196	5639	235
10x20	5367	224	6653	278
↑ 5' wide x 6' high double doors ↑				
12x16	5170	216	6004	251
12x20	6009	251	7001	292
12x24	6694	279	8000	334
12x28	7380	308	8871	370
12x30	7899	330	9394	392
12x32	8234	344	9900	413
12x36	8981	375	10724	447
12x40	9835	410	11658	486
↑ 6' wide x 6' high double doors ↑				
Plus 6% Sales Tax Includes (2) 18"x36" windows with screens & vinyl shutters 8' front wall interior height 6'5" back wall interior height				



12x20 Quaker

Flint Vinyl Siding • White Trim • Black Shutters • Charcoal Shingles
Optional: Arched 9-Lite Doors • Ridge Vent • Ramp

MANORS

**Complement your home! Dress it up! Manors feature a 7/12 roof pitch.
Standard with a dormer. Add extra doors and windows as needed!**



10x14 Manor

Tan Vinyl Siding • White Trim • Red Doors
Red Shutters • Shakeswood Shingles
*Optional: 3 Classic Vents
Extra Door • 3 Painted Doors*



10x16 Manor

Cream Vinyl Siding • White Trim
Black Shutters • Charcoal Shingles
Optional: 3 Classic Vents



10x12 Manor

Dark Grey Smart Siding • Beige Trim and Doors
Grey Shingles
*Optional: 3 Classic Vents • Beige Doors
Crossbuck Door Trim • Ramp*

Size	50 Yr. LP Smart Siding	Rent to Own 48 MOS	Lifetime Vinyl Siding	Rent to Own 48 MOS
8x10	\$3645	\$152	\$4757	\$198
8x12	3874	162	5021	210
8x16	4103	171	5624	235
↑ 4' wide x 6' high double doors ↑				
10x10	4331	181	4784	200
10x12	4484	187	5276	220
10x14	4819	201	5703	238
10x16	5155	215	6114	255
10x20	5733	239	6906	288
↑ 5' wide x 6' high double doors ↑				
12x16	6038	252	6669	278
12x20	6739	281	7635	319
12x24	7577	316	8585	358
12x28	8448	352	9568	399
12x30	8829	368	10028	418
12x32	9271	387	10503	438
12x36	10125	422	11390	475
12x40	11024	460	12466	520
14x20	8081	337	9394	392
14x24	8783	366	10455	436
14x28	9774	408	11579	483
14x32	10626	443	12545	N/A
14x36	11558	482	13449	N/A
14x40	12746	N/A	14637	N/A
↑ 6' wide x 6' high double doors ↑				

Plus 6% Sales Tax

Includes (2) 18"x36" windows with screens & vinyl shutters

6'5" interior wall height

14' wide sheds are 6" less at the base

I bought 4 of your structures over the past 12 years. It has always been a pleasure to work with your company.

~ Jim Oxenrider, Pitman, PA



12x24 Manor

Warm Cedar Vinyl Log Siding • Green Trim & Metal Roof
*Optional: Metal Roof • 5 Insulated Windows
Veneer Stack Stone • Deck • Painted 15-Lite House Door
Insulated • Electrical Package • Knotty Pine Interior • 8" Roof Overhangs*


CAPE CODS

Add value to your property! Storage with a touch of class.
Cape Cods feature a 7/12 roof pitch, 8" overhangs
with wide faceboards, and transom doors.



10x16 Cape Cod

Grey Vinyl Siding • White Trim • Charcoal Shingles
Optional: Classic Vents • Flower Boxes



10x20 Cape Cod

Dark Grey Smart Siding • Cream Trim • Charcoal Shingles
Optional: Extra Set of Transom Doors
Cream Doors • Cupola • Weather Vane



12x20 Cape Cod

Beige Smart Siding • Clay Trim
 Weatherwood Shingles
Optional: Clay Doors
Cupola • Classic Vents
Customer-supplied
Flower Boxes



10x16 Cape Cod

Clay Vinyl Siding • White Trim • Black Shutters • Charcoal Shingles
Optional: Transom Dormer • Classic Vents • Extra Transom Door
All Doors Painted Red

Size	50 Yr. LP Smart Siding	Rent to Own 48 MOS	Lifetime Vinyl Siding	Rent to Own 48 MOS
8x10	\$3599	\$150	\$4198	\$175
8x12	3889	163	4372	183
8x16	4468	187	5117	214
↑ 6' wide x 6' high double doors ↑				
10x10	3965	166	4737	198
10x12	4316	180	5133	214
10x14	4636	194	5465	228
10x16	5017	210	5830	243
10x20	5551	232	6638	277
↑ 6' wide x 6' high double doors ↑				
12x16	5687	237	6930	289
12x20	6624	276	7572	316
12x24	7576	316	8523	356
12x28	8418	351	9473	395
12x30	8927	372	9995	417
12x32	9482	396	10439	435
12x36	10261	428	11278	470
12x40	11054	461	12245	511
14x20	7927	331	8966	374
14x24	8958	374	10090	421
14x28	10229	427	11168	466
14x32	11261	470	12261	511
14x36	12278	512	13433	N/A
14x40	13564	N/A	14684	N/A
↑ 6' wide x 6' high double doors ↑				
Plus 6% Sales Tax Includes (2) 18"x36" windows with screens & vinyl shutters 6'10" interior wall height 14' wide sheds are 6" less at the base				

HIP ROOFS

Create a **FLORIDA ROOM** by adding a window package and finished interior!



10x14 Hip Roof

White Smart Siding • Tan Trim • Copper Metal Roof
*Optional: Transom Doors • 8" Roof Overhangs
 Copper Metal Roof*



10x16 Hip Roof

Light Grey Smart Siding • Dark Grey Trim • Grey Shingles
*Optional: Transom Doors • 8" Roof Overhangs
 Dark Grey Doors*



12x12 Hip Roof

Clay Vinyl Siding • Brown Trim & Door • Hickory Shingles
*Optional: Florida Room Window Package
 24" Vinyl Cupola • Painted House Door*



12x16 Hip Roof

Beige Smart Siding • Clay Trim • Weatherwood Shingles
*Optional: Florida Room Window Package
 Cupola • 8" Roof Overhangs • Painted 15-Lite Door
 Insulated • Electrical Package • Knotty Pine Interior*

Size	50 Yr. LP Smart Siding	Rent to Own 48 MOS	Lifetime Vinyl Siding	Rent to Own 48 MOS
8x10	\$3645	\$152	\$4737	\$198
8x12	3874	162	5021	210
8x16	4331	181	5624	235
↑ 4' wide x 6' high double doors ↑				
10x10	4209	176	4784	200
10x12	4484	187	5276	220
10x14	4819	201	5703	238
10x16	5155	215	6114	255
10x20	5733	239	6906	288
↑ 5' wide x 6' high double doors ↑				
12x16	6038	252	6669	278
12x20	6739	281	7635	319
12x24	7577	316	8585	358
12x28	8462	353	9568	399
12x30	8813	368	10028	418
12x32	9271	387	10503	438
12x36	10125	422	11390	475
12x40	11039	460	12466	520
14x20	8081	337	9394	392
14x24	8783	366	10455	436
14x28	9774	408	11579	483
14x32	10626	443	12545	N/A
14x36	11558	482	13449	N/A
14x40	12746	N/A	14637	N/A
↑ 6' wide x 6' high double doors ↑				
Plus 6% Sales Tax Includes (2) 18"x36" windows with screens & vinyl shutters 6'5" interior wall height 14' wide sheds are 6" less at the base				

You guys do fantastic work. If you need any references, I will be glad to recommend your company to anyone.

~ Doug Dzinski, Gouldsboro, PA

HORSE BARN

Horse Barn Features:

- Pressure-treated 6x6 foundation skids
- Steel corner braces with tow hooks
- (1) 4'x7' Dutch door with chew guard per stall
- (1) 18"x27" window with grill per stall
- Powder-coated stall grills between stalls

Run-in Sheds 50 Yr. LP Smart Siding			Enclosed Horse Barns 50 Yr. LP Smart Siding	
Size	Price	Rent to Own 48 MOS	Price	Rent to Own 48 MOS
10x10	\$3584	\$150	\$4284	\$179
10x12	3919	164	4620	193
10x16	4699	196	5413	226
↑ (1) 8' Opening ↑			↑ (1) Stall ↑	
10x20	5367	224	7319	305
10x24	6038	252	7990	333
10x28	6800	284	8738	365
12x20	5932	248	8051	336
12x24	6603	276	8721	364
12x28	7273	304	9393	391
↑ (2) 8' Openings ↑			↑ (2) Stalls ↑	
12x32	8127	339	11130	464
12x36	8981	375	11984	500
12x40	9835	410	13722	N/A
↑ (3) 8' Openings ↑			↑ (3) Stalls ↑	
Optional Metal Siding - Add 25%				
Plus 6% Sales Tax				
Includes 2x8 Tongue and Groove Kickboard 4' high				



12x36 Run-in Shed

Clay Metal Siding • White Trim
Weatherwood Shingles
Optional: Metal Sides
8x12 Feed Room • 24" Vinyl Cupola

Run-in Shed Options:

- Add a partition with powder-coated grill (\$600)
 - Convert a section any size into a feed room. Includes a floor, man door, & window (\$300)
- No kickboard - deduct \$1.50 sq. ft.**



10x20 Horse Barn

Brown Urethane Stain • Tan Trim • Shakewood Shingles
Optional: Urethane Stain • Classic Vents • Feed Room

Convert a horse barn stall into a feed room at NO charge.

DOG KENNELS

Size	50 Yr. LP Smart Siding	Rent to Own 48 MOS
6x8	\$3727	\$156
8x8	4063	170
8x10	4638	194
8x12	5346	223
8x14	6057	253
10x10	5405	226
10x12	6230	260
10x14'	7167	299
Plus 6% Sales Tax		



Dog Kennel Features

- Man door on back wall
- Storage loft above kennel
- Chain link & poly decking

Dog Houses

Large
33"w x 43"l x 41"h
\$225

Medium
25"w x 33"l x 34"h
\$200

Small
21"w x 25"l x 28"h
\$175



8x10 Dog Kennel

Beige Smart Siding • Clay Trim
Weatherwood Shingles
Optional: Divider (\$700) • Classic Vents

CHICKEN COOPS

Size	50 Yr. LP Smart Siding	Rent to Own 48 MOS
5x6	\$1922	\$81
6x8	2318	97
8x8	2730	114
8x10	3279	137
8x12	3690	154
Plus 6% Sales Tax		



5'x6' Chicken Coop

Beige Smart Siding • Brown Trim
Weatherwood Shingles
Optional: Chicken wire enclosed bottom with trap door and ramp - Add \$200

PLAYHOUSES

Size	50 Yr. LP Smart Siding	Rent to Own 48 MOS
8x10	\$3507	\$147
8x12	3965	166
8x14	4422	185
Plus 6% Sales Tax		
Includes:		
• Man door on back wall		
• Loft with ladder above porch		
• Porch railing		



8x10 Playhouse

White Smart Siding • Pink Trim
Black Shutters • Charcoal Shingles
Standard as Shown

1-CAR GARAGES

PORTABLE • STURDY-BUILT • ECONOMICAL STORAGE

Designed for Cars, Trucks, Tractors, Collectibles, and More!

CHOOSE BETWEEN A-FRAME AND DUTCH STYLE



12x28 A-Frame Garage

Olive Vinyl Siding • Clay Trim • Weatherwood Shingles

*Optional: 16" Front Overhang
Clay Garage Door • Classic Vents
Double Side Doors Painted Clay*



14x40 A-Frame Garage

Cream Smart Siding • Green Trim • Shakewood Shingles


*Optional: 16" Front Overhang • Ramp
Gable Vents • Crossbuck Door Trim
24" Vinyl Cupola • Weather Vane
Customer Installed Gutters*



12x24 Dutch Garage

Clay Smart Siding • Brown Trim
Hickory Shingles

*Optional: Brown Garage Door
Classic Vents • Ramp
Crossbuck Door Trim*



14x24 Dutch Garage

Grey Vinyl Siding • White Trim • Charcoal Shingles

Optional: Classic Vents • Ramp

Size	50 Yr. LP Smart Siding	Rent to Own 48 MOS	Lifetime Vinyl Siding	Rent to Own 48 MOS
10x16	\$6176	\$258	\$7382	\$308
10x20	6861	286	8206	342
↑ 8' wide x 7' high garage door ↑				
12x16	6725	281	7889	329
12x20	7533	314	8871	370
12x24	8020	335	9806	409
12x28	8554	357	10661	445
12x30	8981	375	11009	459
12x32	9407	392	11548	482
12x36	10262	428	12609	N/A
12x40	11115	464	13464	N/A
14x20	8112	338	9742	406
14x24	8950	373	10692	446
14x28	9972	416	11643	486
14x32	11008	459	12800	N/A
14x36	12061	503	14034	N/A
14x40	13311	N/A	15207	N/A

↑ 9' wide x 7' high garage door ↑

Plus 6% Sales Tax
Includes (1) 3x6 man door and (2) 24"x36" windows
10' and 12' wides are full width
14' wides are 6" less at the base
(Due to shipping regulations)
11'3" overall height

Modular Garage Benefits Pages 12-15

- ✓ Modular garages cost 20-40% less than stick-built construction.
- ✓ Our buildings are manufactured in a climate-controlled facility with better quality control.
- ✓ Extra sturdy built construction to withstand transporting.
- ✓ A wooden floor does not draw moisture as in concrete (perfect for antique cars!)
- ✓ Heavy-duty pressure-treated floor engineered for everyday vehicle use (450 lbs./sq. ft. rating).
- ✓ Will easily accommodate full-sized pickup trucks and more!
- ✓ We can also install a (floorless garage) on a customer-provided concrete pad.
- ✓ Your garage will arrive in 2 sections and is generally completed in one day!
- ✓ High quality garage doors with torsion springs will easily accommodate electric openers.
- ✓ All we need is a level 4" thick gravel pad to set the garage down on.
- ✓ Short lead times.

FREE DELIVERY & SETUP *within 20 miles included!*

1-CAR 2-STORY GARAGES

*Double Your Floor
Square Footage*

Limited Ground Space?
BUILD UPWARD!

First Floor Includes:

- (2) 24"x36" Windows
- (1) 9-Lite House Door



1st Floor

Second Floor Includes:

- (2) 24"x36" Windows



2nd Floor

Size	50 Yr. LP Smart Siding	Finance 9.9% APR 65 MOS	Lifetime Vinyl Siding	Finance 9.9% APR 65 MOS
12x20	\$11900	\$238	\$15926	\$319
12x24	13482	270	18017	361
12x28	15398	308	20562	412
12x30	16308	327	21607	433
12x32	17490	350	22687	454
12x36	19423	389	25126	503
12x40	21134	423	27461	550
14x20	15446	309	20119	403
14x24	17554	352	22740	455
14x28	19327	387	24551	492
14x32	21324	427	27043	541
14x36	23480	470	29796	596
14x40	25461	510	32218	645
14x44	27377	548	34344	687
14x48	29293	586	36748	735

↑ 9' wide x 7' high garage doors ↑



14x28 2-Story Garage

Clay Smart Siding • White Trim • Clay Metal Roof
Standard as Shown



12x24 2-Story Garage

Grey Vinyl Siding • White Trim • Blue Metal Roof
Optional: Ramp

Plus 6% Sales Tax
14' wides are 6" less at the base
(due to shipping regulations)
12' wides are full width at the base
16'8" overall height

We are very pleased with the overall quality & customer service. We love our garage! A lot less hassle & less expensive than hiring a contractor.

~ Deb Dickens, Pine Grove, PA

2-CAR 1-STORY MODULAR GARAGES

Protect your investments with a quality-built garage!

Includes:

- (3) 24"x36" Windows
- (1) 9-Lite House Door



24x24 2-Car 1 Story Garage

Red Smart Siding • Light Grey Trim • Charcoal Metal Roof
Standard as Shown



24x36 2 Car 1 Story Garage

Clay Smart Siding • White Trim • Green Metal Roof
Optional: Ramps



20x28 2-Car 1 Story Garage

Cream Vinyl Siding • White Trim • Hickory Shingles
Optional: Ramps and Shingled Roof



24x40 2-Car 1-Story Garage

Clay Smart Siding • White Trim • Charcoal Metal Roof
*Optional: Double Doors • Cross-buck Door Trim
3 Ramps • Garage Doors on Eave Side*

Size	50 Yr. LP Smart Siding	Finance 9.9% APR 65 MOS	Lifetime Vinyl Siding	Finance 9.9% APR 65 MOS
20x20	\$11931	\$239	\$15579	\$312
20x24	13881	278	18156	364
20x28	15893	318	20649	413
↑ (2) 8' wide x 7' high garage doors ↑				
24x24	15398	308	20108	403
24x28	17665	354	23140	463
24x30	18673	374	24499	490
24x32	19439	389	25336	507
24x36	21452	430	26974	540
24x40	23720	475	29186	584
24x44	25987	520	32600	652
24x48	28256	566	35441	709
28x24	19167	384	24047	481
28x28	22042	441	27652	574
28x32	23958	480	30057	602
28x36	26834	537	33664	674
28x40	29709	595	37271	746
28x44	32584	652	40878	818
28x48	35459	710	44484	890
↑ (2) 9' wide x 7' high garage doors ↑				

Plus 6% Sales Tax
20' and 24' wides are full width at the base
28' wides are 11" less at the base
(due to shipping regulations)
11'4" overall height

2-STORY A-FRAME GARAGES

SECOND FLOOR IS GREAT FOR:

Game Room • Home Office • Man Cave • Storage • Workshop • In-Law Quarters

First Floor Includes:

- (4) 24"x36" Windows
- (1) 9-Lite House Door



1st Floor

Second Floor Includes:

- (4) 24"x36" Windows
- 7/12 Roof Pitch



2nd Floor

I have never seen such teamwork. All they did was nod at each other. They worked so efficiently. A 2-story garage assembled & ready to use all in one day! Unbelievable!

~ Don, Ladysburg, PA



24x24 2-Story A-Frame Garage

Chestnut Smart Siding • White Trim
Black Shutters • Clay Metal Roof

Optional: Carriage Style Doors • 2 Ramps



24x24 2-Story A-Frame Garage

Light Grey Smart Siding • White Trim
Green Metal Roof

Optional: Standard as Shown

Size	50 Yr. LP Smart Siding	Finance 9.9% APR 65 MOS	Lifetime Vinyl Siding	Finance 9.9% APR 65 MOS
20x20	\$18944	\$379	\$23959	\$480
20x24	22410	449	28907	579
20x28	25237	505	33036	661
↑ (2) 8' wide x 7' high garage doors ↑				
24x24	24629	493	31172	624
24x28	28256	566	33263	666
24x30	29773	596	35231	705
24x32	31035	621	38822	777
24x36	34325	687	42429	849
24x40	37855	758	47360	948
24x44	41385	828	51907	1039
24x48	44913	899	56334	1127
28x24	30347	607	38073	762
28x28	33382	668	41888	838
28x32	36417	729	45686	914
28x36	39452	790	49494	990
28x40	42487	850	53300	1066
28x44	46000	920	57709	1155
28x48	49834	997	62519	1251
↑ (2) 9' wide x 7' high garage doors ↑				
Plus 6% Sales Tax 20' wides are full width at the base 24' and 28' wides are 11" less at the base (due to shipping regulations) 18' overall height				



24x24 2-Story A-Frame Garage

Clay Smart Siding
Red Trim • Black Shutters
Red Metal Roof

Optional: 2-Tone Sides • Ramps



24x28 2-Story A-Frame Garage

Grey Vinyl Siding • White Trim • Charcoal Shingles

*Optional: Carriage Style Doors • Ramps
Shingled Roof*

2-STORY GAMBREL GARAGES

Gambrel Roof will Maximize Your Head Room Upstairs!

First Floor Includes:

- (4) 24"x36" Windows
- (1) 9-Lite House Door



1st Floor

Second Floor Includes:

- (4) 24"x36" Windows



2nd Floor



24x24 2-Story Gambrel Garage

Light Grey Smart Siding • Blue Trim • Blue Metal Roof
Optional: Carriage Style Doors • 2 Ramps
 2-Tone Sides



20x20 2-Story Gambrel Garage

Red Smart Siding • White Trim
 Dark Grey Shutters
 Charcoal Metal Roof
Optional: 2 Ramps

Your crew did an amazing job! People driving by almost run off the road when they see this beautiful garage you built.
 ~ Harold Willis, Beach Haven, PA



28x36 2-Story Gambrel Garage

Avocado Smart Siding • Clay Trim
 Red Shutters • Clay Metal Roof
Optional: Clay Doors
 8' High Carriage Style Doors
 on Eave Side

8 foot high doors require
 1 foot higher side walls
\$2.00 per sq. ft.



24x30 2-Story Gambrel Garage

Grey Vinyl Siding • White Trim • Charcoal Metal Roof
Optional: 8' High Carriage Style Doors
 12x30 Lean-to • 2-Tone Sides
 Pointed Roof Overhang • 3 Ramps • Patio Doors

Size	50 Yr. LP Smart Siding	Finance 9.9% APR 65 MOS	Lifetime Vinyl Siding	Finance 9.9% APR 65 MOS
20x20	\$19965	\$400	\$26154	\$524
20x24	24071	482	31504	631
20x28	27409	549	35895	718
↑ (2) 8' wide x 7' high garage doors ↑				
24x24	26866	538	35163	704
24x28	30875	618	40042	801
24x30	32568	652	40564	802
24x32	34021	681	43474	870
24x36	37679	754	47273	946
24x40	41593	832	52099	1042
24x44	45521	911	56924	1139
24x48	49339	987	61629	1233
28x24	34500	690	43213	865
28x28	37535	751	47080	942
28x32	40570	812	50896	1018
28x36	44084	882	55305	1107
28x40	47757	956	61926	1239
28x44	51590	1032	64722	1295
28x48	55424	1109	69531	1391

↑ (2) 9' wide x 7' high garage doors ↑

Plus 6% Sales Tax
 20' wides are full width at the base
 24' and 28' wides are 11" less at the base
 (due to shipping regulations)
 18' overall height

Then you will know the Truth, and the Truth will set you free. – John 8:32



HIGH-QUALITY SHED CONSTRUCTION STANDARDS

10-YEAR
Top to Bottom
WARRANTY
The Best in the Industry!




- ✓ GAF (Lifetime Warranty) Architectural Shingles
- ✓ Synthetic Roofing Underlayment
- ✓ High Quality Kiln-dried 2x4 Studs & Rafters – 16" Spacing
- ✓ GP Lifetime Warranty Vinyl Siding
- ✓ Vinyl Coated Woodgrain Aluminum Trim
- ✓ Fiberglass Doors with Stainless Hinges & Keyed Lock
- ✓ Diamond Plate Threshold (Aluminum)
- ✓ Aluminum Frame Windows with Screens and Shutters
- ✓ 5/8" Premium Plywood Flooring (300 PSF)
- ✓ Pressure-treated 2x4 Floor Joists – 16" Spacing
- ✓ Pressure-treated 4x4 Runners

*Shown with
Optional Classic Vents*

↑ VINYL SHED STANDARDS ↑

All our SHEDS and GARAGES are designed & built for a
50 PSF SNOW LOAD and 90 MPH WINDS

↓ PAINTED SHED STANDARDS ↓



- ✓ GAF (Lifetime Warranty) Architectural Shingles
- ✓ Synthetic Roofing Underlayment
- ✓ High Quality Kiln-dried 2x4 Studs & Rafters – 16" Spacing
- ✓ 50-Year Warranty LP Smart Siding with 2 Coats Premium Acrylic Paint
- ✓ 2x4 Sturdy-Built Doors with Rust-proof Hinges, & Keyed Lock
- ✓ Diamond Plate Threshold (Aluminum)
- ✓ Aluminum Frame Windows with Screens and Vinyl Shutters
- ✓ 5/8" Premium Plywood Flooring (300 lbs. per sq. ft. rating)
- ✓ Pressure-treated 2x4 Floor Joists – 16" Spacing
- ✓ Pressure-treated 4x4 Runners

*Shown with
Optional Classic Vents*





HIGH-QUALITY GARAGE CONSTRUCTION STANDARDS



Shown with Optional
16" Front Overhang and Classic Vents

- ✓ GAF (Lifetime Warranty) Architectural Shingles
- ✓ Synthetic Roofing Underlayment
- ✓ High Quality Kiln-dried 2x4 Studs & Rafters – 16" Spacing
- ✓ GP (Lifetime Warranty) Vinyl Siding
- ✓ **OR** (50-Year Warranty) LP Smart Siding with 2 Coats Premium Acrylic Paint
- ✓ Insulated Garage Door with Smooth Operating Torsion Springs (Electric Opener Compatible)
- ✓ Diamond Plate Threshold (Aluminum)
- ✓ 3x6 Fiberglass Man Door with Vinyl Siding
- ✓ **OR** 3x6 Wood Man Door with Smart Siding
- ✓ (2) 24"x36" Aluminum Windows with Screens & Shutters
- ✓ 3/4" Pressure-treated Plywood Floor (450 lbs. per sq. ft. rating)
- ✓ Pressure-treated 2x4 Floor Joists – 12" Spacing
- ✓ Pressure-treated 4x4 Runners

↑ 1-CAR GARAGE STANDARDS ↑

50 PSF SNOW LOAD • 90 MPH WIND RATING

↓ 2-CAR AND 2 STORY GARAGE STANDARDS ↓



Shown with Optional
Ramps and
Wood Shutters

Second Floor:

- ✓ 2x6 Floor Joists – 16" Spacing
- ✓ 2x8 Joists with 14 & 28 Wide Buildings
- ✓ 5/8" Plywood Flooring (Premium)
- ✓ Stairway to Second Floor
- ✓ 28 GA. 40-Year Warranty G-100 Metal Roof
- ✓ High Quality Kiln-dried 2x6 Rafters – 24" Spacing
- ✓ High Quality Kiln-dried 2x4 Studs – 16" Spacing
- ✓ 50-Year Warranty LP Smart Siding with 2 Coats Premium Acrylic Paint
- ✓ **OR** GP Lifetime Warranty Vinyl Siding
- ✓ Insulated Garage Doors with Smooth Operating Torsion Springs (Electric Opener Compatible)
- ✓ Diamond Plate Thresholds (Aluminum)
- ✓ 9-Lite Fiberglass House Door (Insulated)
- ✓ 24"x36" Aluminum Windows with Screens & Vinyl Shutters
- ✓ 3/4" Pressure-treated Plywood Floor (450 lbs. per sq. ft. rating)
- ✓ Pressure-treated 2x4 Floor Joists – 12" Spacing
- ✓ Pressure-treated 4x4 Runners
- ✓ 15'6" Center Wall Open Span (Between the Two Halves)



OPTIONS for SHEDS and GARAGES

VENTILATION

Gable Vents	\$20 ea.
Classic Gable Vents.....	\$40 ea.
Shingle over Ridge Vent.....	\$8.00 per ft.

WINDOWS

Additional 18"x36" or 24"x36" with Screens & Shutters	\$150
Upgrade to Insulated 24"x36" with Screens & Shutters	\$200
Additional Insulated 24"x36" with Screens & Shutters.....	\$300
Florida Room Package Includes 7 – 48"x54" Slider Windows	\$3,500
18" Octagon or 24"x12" Sunburst.....	\$200
24" Vinyl Flower Box	\$50
Z-Style Wood Shutters	\$50 per set
Wooden Slat Shutters	no charge
Credit to Delete a Window	\$40

DOORS

Crossbuck Trim on Wood Doors	\$25 ea. door
12" Decorative Hinges.....	\$15 per hinge
Higher or Wider Wood Doors.....	\$100 per ft.
Paint Wood or Fiberglass Slab Doors Contrast Color	\$75 ea. door
Paint 9-Lite Fiberglass House Door.....	\$200
Extra Single Wood Door	\$150
Extra Double Wood Doors.....	\$300
Extra Single Fiberglass Door (for Vinyl Siding).....	\$250
Extra Double Fiberglass Door (for Vinyl Siding)	\$500
Add Transom to Wood or Fiberglass Door.....	\$150 6' Double\$300
Add 9-Lite Arch to 6' Double Fiberglass Slab Doors	\$600
Upgrade Wood Door to 9-Lite or Solid House Door (outswing)	\$450 ea. door
15-Lite Fiberglass House Door (outswing).....	\$700
Extra 9-Lite or Solid Fiberglass House Door (outswing).....	\$500
Convert to (inswing) Includes Vinyl Jamb	\$150

GARAGE DOORS

Upgrade Wood or Fiberglass Doors to Garage Door.....	\$1000
Additional Garage Door 6'wx6'h, 8'wx7'h, 9'wx7'h	\$1100
Move Garage Door to Eave Side	\$200
9'wx8'h Garage Door – Only available in 14'w Dutch Style and All 2-Story Garages	\$400
Add Regular Windows in Garage Door	\$250
Upgrade to Carriage Style Garage Door	\$450
Credit to Delete a Garage Door	\$500
Add Color to your Garage Door – Brown, Sandstone, Tan, Black.....	\$100 Green, Red, Woodgrain.....\$500

PORCHES

Porch within the Shed Size.....	\$12 per sq. ft.....	Minimum \$500
Straight Baluster Railing.....	\$20 In. ft.	
Sunburst Railing.....	\$30 In. ft.	
Vinyl Baluster Railing.....	\$60 In. ft.	

RAMPS

4' Wide.....	\$100
5' Wide.....	\$110
6' Wide.....	\$125
8' or 9' Wide.....	\$195

LOFTS

4'x8'.....	\$100
4'x10'.....	\$110
4'x12'.....	\$125
4'x14'.....	\$195

SHELVING

Shelving.....12" deep.....	\$5.00 In. ft.
Shelving.....16" deep.....	\$7.00 In. ft.
Shelving or Work bench.....24" deep.....	\$9.00 In. ft.

ELECTRICAL

1 Light and Switch, 1 Outlet with Exterior Hook-up Ready	\$300
Additional Lights or Outlets	\$75
100 Amp Breaker Box	\$250
52" Ceiling Fan/Light Combo	\$300

FLOORS

8" O.C. Spacing 2x4 Floor Joists	\$1.00 sq. ft.
12" O.C. Spacing 2x4 Floor Joists	\$0.50 sq. ft.
2x6 Floor Joists 12" O.C. Spacing	\$1.50 sq. ft.
3/4" Pressure-treated Plywood.....	\$1.50 sq. ft.
R-7 Double Bubble Insulation.....	\$1.00 sq. ft.
R-14 2" thick Spray Foam Insulation	\$4.50 sq. ft.
Floorless Option Includes: PT 6x6 Bottom Plate Anchored to Cement Floor Including Additional Labor	\$1.00 sq. ft. Minimum.....\$300
6" Cement Floor with Fiber 4000 PSI.....	\$7.00 sq. ft.

WALLS AND SIDING

2x6 Wall Studs 16" O.C.	\$1.50 sq. ft.
House Wrap Under Vinyl Siding	\$0.50 sq. ft.
Two-Tone Painted Sides (any size shed).....	\$400
Unpainted Shed	3% Off
Custom Non-Stock Vinyl Siding	20% Upcharge
Vinyl Log Siding.....	45% more than Vinyl Prices
Wood Log Siding (stained).....	25% more than Vinyl Prices
Stone Veneer	\$25 per sq. ft. of Stone
Urethane Stain.....	\$2.00 sq. ft.
Metal Siding, LP Batten or Lap Siding.....	10% more than Vinyl Prices
Partition Enclosed to the Roof	\$30 per In. ft.

FINISHED INTERIORS

R-13 2x4 Wall Insulation.....	\$1.75 sq. ft.
R-13 2x4 Roof Insulation.....	\$2.25 sq. ft.
R-19 2x6 Wall Insulation.....	\$2.00 sq. ft.
R-19 2x6 Roof Insulation.....	\$2.50 sq. ft.
Tongue & Groove Knotty Pine Walls & Ceiling.....	\$12.00 sq. ft.
Two Coats Clear Lacquer	\$3.00 sq. ft.
Linoleum Flooring (includes Luwan).....	\$6.00 sq. ft.

2-CAR MODULAR GARAGE

Longer center beam to clear span between the two halves from standard 15'6" to 19'6" clear span.....	\$300 24' clear span.....\$500
LVL Beam longer than 24' with post	\$30.00 ft.

ROOFS

Cape Transom Dormer.....	\$100 per In. ft. Vinyl	\$200 per In. ft.
Gutters & Downspouts.....	\$9.00 In. ft.	
TeckShield Roof Sheathing.....	\$1.00 sq. ft.	
Double Bubble Condensation Barrier for Metal Roofs.....	\$1.50 sq. ft.	
Metal Roofing for A-Frame, Quaker or Cape Cod Sheds.....	\$2.00 sq. ft.	
Metal Roofing for Dutch, Barn, Hip or Dormer Sheds.....	\$4.00 sq. ft.	
8" Roof Overhangs on Hip Roof or Manor	\$15.00 per ft. per side	
16" Gable Overhang Available on Any Shed.....	\$12.00 per ft.	
Shingles on 2-Car and 2-Story Garage	\$1.00 sq. ft.	

CUPOLAS

18" White Vinyl with Black Metal Roof.....	\$300
24" White Vinyl with Black Metal Roof	\$400
18" White Vinyl with Concave Copper Roof and Windows	\$500
24" White Vinyl with Concave Copper Roof and Windows	\$600
Vent for the Cupola.....	\$50
24" Black Weathervane – Eagle, Rooster, Horse & Buggy.....	\$150


COLOR CHOICES

Please visit a sales office
for actual color samples


LP SMART SIDING PAINT – TRIM, DOOR & SHUTTER COLORS




URETHANE STAIN



GP VISION PRO VINYL SIDING COLORS (Lifetime Warranty)



ALUMINUM TRIM FOR VINYL SIDING – DOORS, FASCIA, AND SHUTTER COLORS



GAF TIMBERLINE SHINGLE COLORS (Lifetime Warranty)



28 GA. PREMIUM G-100 METAL ROOFING (40-Year Warranty, more colors available)



RENT-TO-OWN

Up to \$12,500 – 1 Month Down Payment

0-48 MONTH TERMS • NO CREDIT CHECK

The rental agreement is on a month to month basis.
When you stop making payments, we pick up the shed.

EXAMPLE: RENT-TO-OWN

\$2,500 for 48 Months. Rental Fee \$105 per month
\$5,000 for 48 Months. Rental Fee \$209 per month
\$7,500 for 48 Months. Rental Fee \$313 per month

NO prepayment or early pay off penalty

NOW YOU CAN HAVE STORAGE AT HOME!



FINANCING

Up to \$60,000 – 0% Down Payment

65 MONTH TERM • 9.99% APR BASED ON CREDIT APPROVAL

EXAMPLE: FINANCE

\$2,500 for 65 Months. \$50 per month
\$5,000 for 65 Months. \$100 per month
\$10,000 for 65 Months. \$200 per month
\$15,000 for 65 Months. \$300 per month
\$20,000 for 65 Months. \$400 per month

**For a fast, no obligation credit check go to:
www.rockymtnsheds.com
Click "Financing with Wells Fargo"**



SAY GOODBYE TO STORAGE DOWN THE ROAD

Site Prep Recommendations

The customer is responsible for a level pad site. We recommend removing 3-4" of top soil and filling with crushed stone. Pad should be 1 foot larger than the shed on all sides. We recommend using a laser transit to level the pad. Your shed will only be as level as your pad! The use of blocks is discouraged and voids your warranty.

For your peace of mind, **we offer site preparation at \$5.00 sq. ft.**

Includes level site grading 4" thick 2-B stone. If your site is more than one foot off level, additional charges may apply.



Shed pad shown with **OPTIONAL 4x4 border** for an additional \$2.50 sq. ft. It helps to keep the gravel in place.



20-MILE FREE DELIVERY!

(from any of our sales lots)

Access Requirements

We must have adequate access to deliver your shed or garage. Approximately 60 feet of space is needed for the truck and trailer to pull out from the end of the shed. The roads and driveway going to your site will need to have a minimum of 14 feet height and a width of 2 feet wider than the building. Please check tree limbs and wires for clearance in advance.



"Mule" Shed Placement (\$150)

Will go places the truck and trailer cannot access.

The Mule is able to make sharp turns with 20,000 lbs. less weight going through your lawn. Check out the video on our website!



For Delivery

Please specify the loading direction of your shed doors: face front, back, driver or passenger side so that your shed will unload facing the way you need it.

BUILD ON SITE OPTION

If the Truck and/or the Mule cannot access, stick build on site is available at 40% upcharge. For buildings exceeding \$10,000, 30% upcharge.

Rocky Mountain

• STRUCTURES LLC •

1901 Luxemburg Road • Lykens, PA 17048

717.365.3796

www.rockymtnsheds.com